

.....	2
.....	4
.....	5
.....	10
.....	23
.....	42
.....	61
.....	67
.....	68
.....	69
.....	76
.....	83
.....	84
.....	216



		300818
	NAIPU MINING MACHINERY CO., LTD.	
	NAIPU MINING	
		52
334100		
		52
334100		
http:t		

	32,788,392.05	101,608,758.42	113,578,274.75	120,172,569.82
	803,386.50	16,953,078.82	9,399,419.27	13,467,466.96
	-1,165,643.22	9,888,047.45	6,137,222.15	-3,305,166.34
	62,815,679.33	253,917,203.85	-63,114,261.90	100,437,170.78

1

2

3

	2020	2019	2018	
	-4,905.09	-65,237.22	-24,711.28	
	30,756,501.46	5,212,394.01	1,855,270.89	

	3,036,136.89			
	259,343.40		281,925.00	
	59,053.41	449,924.73	-802,622.00	
	3,605.98	1,475.80		
	5,041,165.12	787,660.43	196,479.39	
	-320.58	41,783.50		

	29,068,891.51	4,769,113.39	1,113,383.22	--
--	---------------	--------------	--------------	----

1 —

1 —



1 —



۱۹

۱۹

|

1

2

3

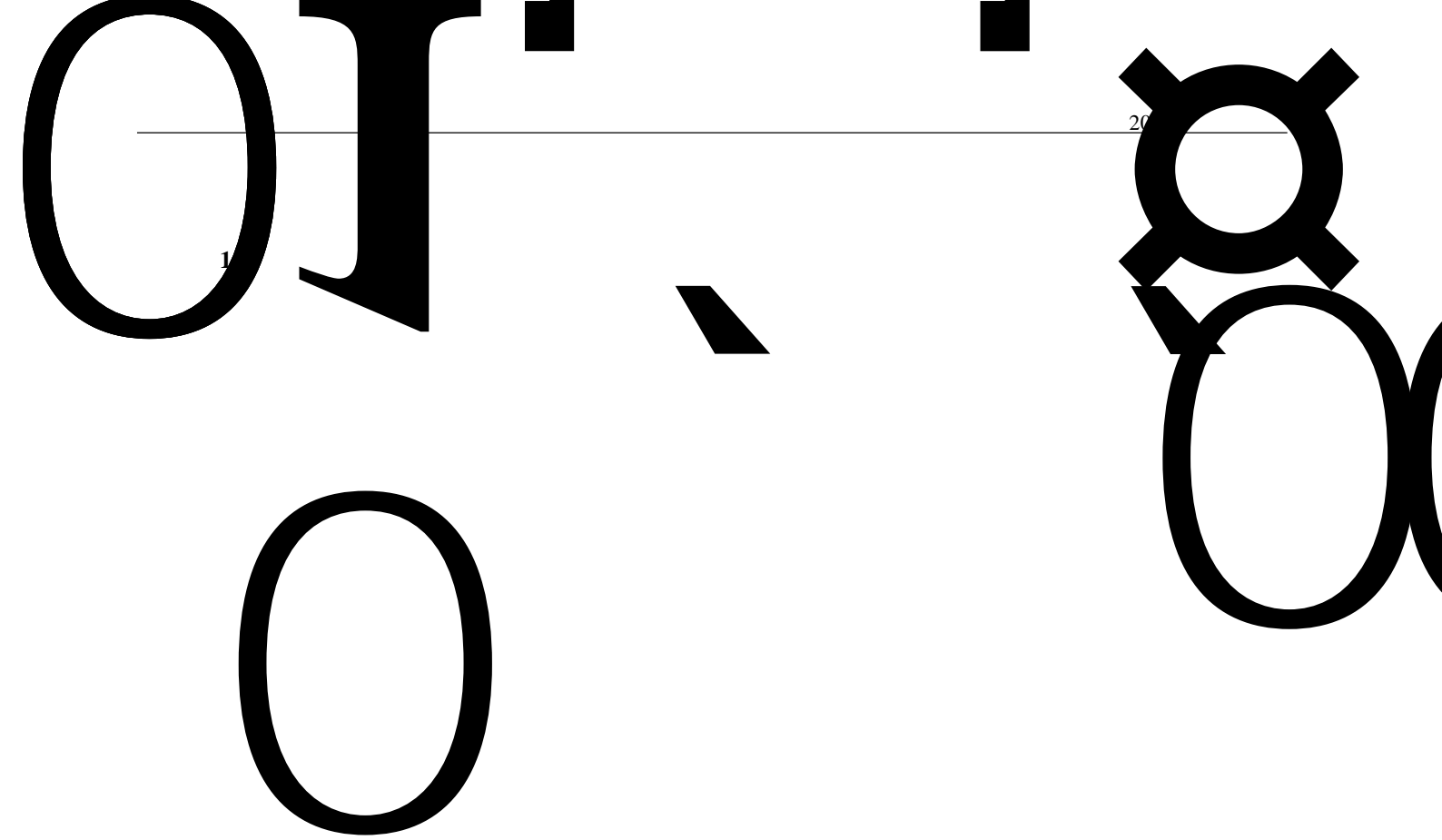
1

1

2

3

2



2

450NZJA

550NZJA 650NZJA 750NZJA

KAZ Minerals LLC Oyu Tolgoi

LLC Compania Minera Antamina S.A. Erdenet Mining Corporation

		5,149.59			70%	345.49	5.85%	
		6,227.36			100%	138.96	7.08%	
		4,282.44			100%	292.51	4.87%	
		1,250.53			90%	109.53	1.42%	

1

1

750mm 650mm 550mm 450mm 450mm
 838mm 660mm 500mm 350mm 250mm 150mm
 BS-K KYF XJC 50m³ 320 m³

3

KAZ Minerals LLC Oyu Tolgoi LLC

Compania Minera Antamina S.A. Erdenet Mining Corporation

Erdenet Mining Corporation

2006

4

2014

2015

10.37*5.19m

10.37*5.49m

Orn

2020

20

2014

2015

z f

2018"•(Ɔp! Aî /n Ñ É

0

2020

2020

2020 7

		36,814.80	5.42%	4,062.34
	41.47%	171,585.21	180.06%	
87,455.44		70.09%		

1

2

2020		3.95	2019	16%	44	
13,520.48	27		4,712.97	61.4%	2019	3%

3

2020

1,53

	347,797,203.59	94.47%	348,401,357.64	99.87%	-0.17%
	20,350,791.45	5.53%		0.23%	2,481.37%
	239,720,379.23	65.12%	243,466,146.73	69.72%	-1.54%
	56,470,442.80	15.34%	35,535,777.77	10.18%	58.91%
	17,564,331.97	4.77%	27,640,787.80	7.92%	-36.46%
	31,308,	8.50%	40,753,137.37	11.67%	-23.18%
	2,593,062.82	0.70%	1,005,507.97	0.29%	157.89%
	20,491,492.30	5.57%	808,093.39	0.23%	2,435.78%
	196,681,569.73	53.42%	181,903,829.29	52.08%	8.12%
	171,466,425.31	46.58%	167,305,621.74	47.91%	2.49%

2

10%

	347,797,203.59	211,110,582.02	39.30%	-0.17%	15.49%	-8.53.
--	----------------	----------------	--------	--------	--------	--------

		6,310.75	5,486.67	15.02%
	/	793	659	20.33%
	/	859	715	20.14%
		1,491	1,187	25.61%
		964	995	-3.12%
		12,314	13,178	-6.56

1

			(%)	
GALBYN KHUR LLC	2020 2 20	1,703,144.46	100.00	2020 2 20

2020 2

6.7

1,703,144.46

GALBYN KHUR LLC 100%

2

7

o
i ' x



	218,037,741.95
	59.23%
	0.00%

5

1	1	61,978,229.16	16.84%
2	2	49,251,329.45	13.38%
3	3	38,173,884.78	10.37%
4	4	35,240,062.43	9.57%
5	5	33,394,236.13	9.07%
	--	218,037,741.95	59.23%



1	1	19,463,915.75	11.27%
2	2	15,542,963.33	9.00%
3	3	12,016,593.11	6.96%
4	4	8,982,155.10	5.20%
5	5	8,249,114.32	4.78%
	--	64,254,741.61	37.20%

3

	2020	2019		
	34,725,400.82	38,833,205.85	-10.58%	
	41,747,853.70	35,649,112.53	17.11%	
	34,660,657.71	-174,575.13	-19,954.29%	
	15,368,496.88	11,136,846.07	38.00%	

4

2020 16 7 9

2020 1,536.85 4.16% 2019 38.00%

	2020	2019	2018
	70	60	56
	13.92%	12.68%	12.58%
	15,368,496.88	11,136,846.07	12,093,245.79

	4.17%	3.19%	3.71%
	0.00	0.00	0.00
	0.00%	0.00%	0.00%
	0.00%	0.00%	0.00%

5

	2020	2019	
	886,600,182.20	315,296,917.32	181.20%
	532,544,390.14	279,025,040.96	90.86%
	354,055,792.06	36,27% m\$	

	3,821,018.37	7.55%
	-35,352.21	-0.07%
	60,528.61	0.12%
	1,475.20	0.00%
	30,760,107.44	60.78%

					866,494,140.77	825,437,170.95	-3,371,957.67	37,683,012.15
	0.00				866,494,140.77	825,437,170.95	-3,371,957.67	37,683,012.15
	0.00							0.00

3

1	6,357,511.63
2	21,918,970.55
	28,276,482.18

2020 12 31

6,357,511.63

31,786,537.17

3,071,562.60

20,073,350.15

1,845,620.40

6,470,578.60

3,370.00

5,072,450.85

1

22,493,376.00	40,204,143.20	-44.05%

2

			2,483,376.00	100.00%						0.00	-2,925,120.84			
			20,000,000.00	100.00%						0.00	20,925.21		2020 7 22	http://www.cninfo.com.cn

10,000. 100.00
00 %

0.00 -11,124.46

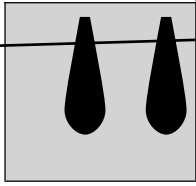
	--	--	22,493, 376.00	--	--	--	--	--	--	0.00	-2,915,320.09	--	--	--
--	----	----	-------------------	----	----	----	----	----	----	------	---------------	----	----	----

	2020			
"	"	"	"	"
			22,926.93	2020 12 31
10,035.42		23,819.96		

2

()	(1)	(2)	(3) (2)/(1)		
()					
()					
()					

1.	22,926.93						
2.		22,926.93	3,172.24	3,172.24	13.84%	2022 09 01	
3.	2,614.96	2,614.96	669.91	669.91	25.62%	2022 02 01	
4.	2,136	2,136	15.78	15.78	0.74%	2022 02 01	
5.	6,177.49	6,177.49	6,177.49				



02

3

e

(1)	(2)	(3)=(2)/(1)
-----	-----	-------------

22,631.67 2,876.98 2,876.98 12.71% 2022 09 01 0

--	22,631.67	2,876.98	2,876.98	--	--	0	--	5
----	-----------	----------	----------	----	----	---	----	---

()) c ž

2020 e 3 20 «

2

450mm

1

2

1

2

60%-80%

3

4

2021

1

2021

2

2020 6

2.37 2020 8

2021

3

2021

2

Weir Group KSB Metso Corporation


3

70%

4

5

2020 5 6	2019		2019	
70,000,000		10	2.00	14,00



427,443,126.24

1

			1			
			2		25%	
			3	18	6	
				7	12	
				12		
			4			2020 02
			5		20	12
			6			
	;		1		12	2020 02

	; ;	2	25%	12		
		3	6			
		18				
		7	12			
		12				
		4				
		5	20			
		6				
	; ; ; ; ; ; ;		12			
				2020 02 12		
	; ; ; ; ;					


	;						
			1	5%	"		
	;	;	2	5%	"	2020 02 12	
			"				5%

			" 1			
			2			
			3			
			1			
			2		"	
				20		
			1			
			2			
	;	IPO			1	
	;			2		
	;					
	;			3		
	;					
			3			
			3			

			4					
				2%			1000	
				50%			5	
					"	"		
				5				
				6				
				7				
						20		
		IPO	1				2020 05 06	2023 2 11
			2					
						1		

			2 3			
			3			
			"			
			1		5	
	;		2			
	;			30		2020 02
	;		3			12
	;					
	;		2		"	"

1



			3			
			[2013]43	3 —		
					"	
			2			
			" 1			
			2			
			3			
			4			
			5			
			6			

"

;
; ; 1
; ;
;
; ; 2
; ;
; ; 3

c

			2		
			3		
				2020 02 12	
			1		
			2		
			3		
			4	2020 05 06	202 3 2 11
			5		
			6		



"

2020 1 1		
----------	--	--

2019 12

	60
	10
	5 5

2

4									
---	--	--	--	--	--	--	--	--	--



3

1,575.22 6.57% 2,000

2020 <http://www.cninfo.com.cn/>
04 15

2020-043

5



-- -- -- -- -- -- -- --

4

1

2

5


1

1

2

2

1



[2020]81

" "

" 300818" 1750 2020 2 12

A 1750 2020 2 12

2020

132 A 1750 5250 7000
0.61 12.57

2

1

	2020 02 03	21.14	17,500,000	2020 02 12	17,500,000			

2020

132 A 17,500,000
2020 81 2020 2 12

2

3

1

10

4

10

0

				36	2016 01 05	2023 05 06	0	0	0	0	0
	--	--	--	--	--	--	39,827,000	0	0	0	39,827,000

			2020 05 06	
			2020 05 06	
			2020 05 06	
			2020 05 06	
			2020 05 06	
			2020 05 06	
			2020 05 06	

1958 7

1983 1994

1994 2001

2001 9 2010 12

2001 7

2002 5

2005

2011 4

2011 4

1969 6

1991 7 1993 7

1993 7 2001 11

2001 11 2008 7

2011 5

2011

5

2008 7 2011 4

2011 4

2018

2020 5

1972 10

1993 7 2006

12

2007 1 2009 3

2009 3 2011 4

--	--

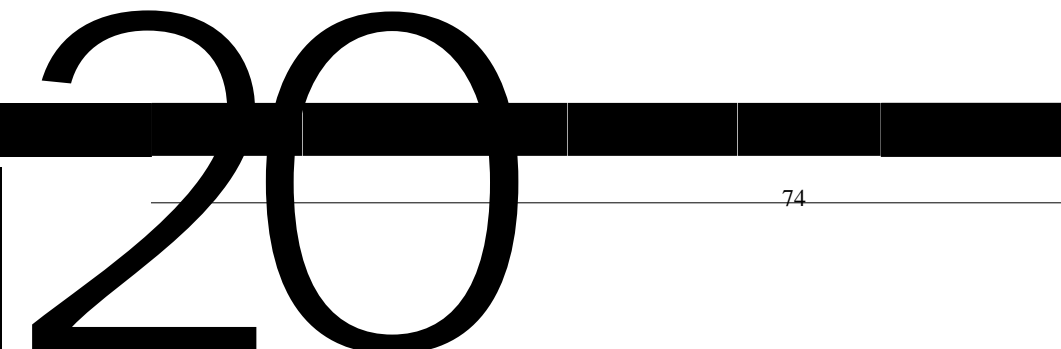
1

5.00

2

3

			63		81.18	
			52		67.16	
			49		52.75	
			53		15.36	
			36		35.32	
			58		3.75	
			53		3.75	
			50		3.75	
			59		0.00	
			46		44.99	
			55		21.40	





	2%	5%	5%	
		2%		
				0
				0
				0
				0

	2021 04 12
	[2021]005048

[2021]005048

() 2020 12 31

2020

2020 12 31

2020

"

"

1.

2.

1.

○ ŒŒŒ

È

()

1

2020 12 31

	2020 12 31	2019 12 31
	717,671,299.80	202,637,354.92
	37,683,012.15	
	13,229,572.35	7,390,264.90
	101,047,353.64	76,523,056.57
	284,645,188.37	1,567,352.24
	1,566,612.25	2,940,586.95
	107,759,798.77	95,144,312.37
	0.00	0.00
	4,295,134.26	4,711,486.74
	1,267,897,971.59	390,914,414.69

8,524,417.37B

635,776.71

C E C
 1208108 118

12081203811

859345



	3,841,567.80	231,467.30
	3,703,370.96	2,782,220.51
	4,173,403.78	4,331,049.18
	10,066.49	
		1,000,000.00
	381,733.91	
	642,435,548.32	93,590,067.16
	189,867,760.00	
	266,666.68	749,927.43
	3,229,416.43	921,162.00
	193,363,843.11	1,671,089.43
	835,799,391.43	95,261,156.59
	70,000,000.00	52,500,000.00
	353,163,242.19	32,109,468.51
	-1,637,931.71	1,059,694.25

	49,545,069.57	44,833,712.22
	403,484,058.29	381,572,064.10
	874,554,438.34	512,074,939.08
	5,498,365.92	5,335,538.40
	880,052,804.26	517,410,477.48
	1,715,852,195.69	612,671,634.07

2

	2020 12 31	2019 12 31
	606,675,972.79	98,139,871.02
	20,000,000.00	
	13,229,572.35	7,390,264.90
	117,338,839.59	86,324,335.72
	284,583,460.33	1,246,598.55
	102,247,759.75	83,000,030.31
	99,043,268.20	89,762,778.86
	2,648,740.97	3,521,862.73
	1,245,767,613.98	369,385,742.09

	87,154,348.70	64,391,111.44
	149,916,720.37	143,260,508.92
	111,614,592.75	13,465,165.69
	37,576,214.69	18,392,610.11
	447,205.27	648,941.76
	2,114,169.49	1,815,902.95
	91,647,269.35	3,521,612.21
	480,470,520.62	245,495,853.08
	1,726,238,134.60	614,881,595.17
	20,000,000.00	19,800,000.00
	31,786,537.17	8,000,000.00
	60,690,794.27	49,783,602.73
		4,013,271.58
	513,941,880.65	
	2,972,345.41	
	2,836,818.55	2,000,507.94
	274,408.70	260,820.34
		1,000,000.00
	358,501.87	
	632,861,286.62	84,858,202.59

	189,867,760.00	
	266,666.68	749,927.43
	3,206,024.01	897,769.58
	193,340,450.69	1,647,697.01
	826,201,737.31	86,505,899.60
	70,000,000.00	52,500,000.00
	353,163,242.19	32,109,468.51
	-115,040.71	
	49,545,069.57	44,833,712.22
	427,443,126.24	399,040,910.08
	900,036,390	

	350,970,471.98	273,248,006.41
	220,270,514.07	183,528,520.27
	4,197,548.80	4,274,896.82
	34,725,400.82	38,833,205.85
	41,747,853.70	35,649,112.53
	15,368,496.88	11,136,846.07
	34,660,657.71	-174,575.13
	924,708.95	1,803,491.31
	4,169,204.73	982,232.57
	30,760,107.44	5,213,869.81
" "	3,821,018.37	772,325.81
	784,881.48	772,325.81
" _"		
" "		
" "		
" _"	-1,171,966.78	1,488,818.32
" _"	-35,352.21	-106,781.14

	" -"	-4,905.09	-9,048.00
	" "	50,546,424.79	83,320,629.42
		60,528.61	42,021.45
		1,475.20	-351,714.06
	" "	50,605,478.20	83,714,364.93
		9,229,981.43	14,163,860.32
	" "	41,375,496.77	69,550,504.61
1.			
" "		41,375,496.77	69,550,504.61
2.			
" "			
1.			

3.

" _"		
" "		
" "		
" _"	-2,546,565.55	-1,651,152.53
" _"	-35,352.21	-106,781.14
" _"	1,350,261.67	703,175.00
" "	55,582,016.58	88,261,001.27
	60,443.80	42,021.45
		66,120.92
" "	55,642,460.38	88,236,901.80
	8,528,886.87	13,234,095.31
" "	47,113,573.51	75,002,806.49
" "	47,113,573.51	75,002,806.49
" "		
	-6,645.47	-49,049.20
1.		
2.		
3.		
4.		

	2,834,041.76	
	74,031,281.10	16,563,705.12
	886,600,182.20	315,296,917.32
	412,090,054.31	94,369,302.64
	62,820,362.46	55,349,984.09
	12,471,808.76	18,448,180.77
	45,162,164.61	110,857,573.46
	532,544,390.14	279,025,040.96
	354,055,792.06	36,271,876.36
	825,437,170.95	
	3,711,065.69	1,010,291.50
	189,891,556.00	53,920.00
	1,019,039,792.64	1,064,211.50
	249,415,084.63	32,845,442.06
	866,494,140.77	
	1,703,092.61	
	1,117,612,318.01	32,845,442.06
	-98,572,525.37	-31,781,230.56

	347,240,000.00	4,116,548.57
		4,116,548.57
	34,000,000.00	33,800,000.00
		41,649,196.46
	381,240,000.00	79,565,745.03
	33,800,000.00	48,100,000.00
	14,901,730.70	1,803,491.31
	10,038,168.87	1,470,000.00
	58,739,899.57	51,373,491.31
	322,500,100.43	28,192,253.72
	-25,545,764.42	2,293,476.96
	552,437,602.70	34,976,376.48
	136,957,214.92	101,980,838.44
	689,394,817.62	136,957,214.92

6

	2020	2019
	776,303,802.66	266,635,738.38
	2,779,601.81	
	72,262,621.38	14,518,563.80
	851,346,025.85	281,154,302.18
	394,260,199.17	84,765,548.11
	50,944,086.89	45,975,651.93
	10,297,771.98	17,143,133.27
	68,213,490.58	153,476,064.67
	523,715,548.62	301,360,397.98
	327,630,477.23	-20,206,095.80

	800,000,000.00	
	3,465,582.98	1,010,291.50
	189,891,556.00	53,920.00
	993,357,138.98	1,064,211.50
	233,522,323.78	24,290,505.13
	820,000,000.00	
	22,493,376.00	40,204,143.20
	1,076,015,699.78	64,494,648.33
	-82,658,560.80	-63,430,436.83
	347,240,000.00	
	34,000,000.00	33,800,000.00
		40,067,368.46
	381,240,000.00	73,867,368.46
	33,800,000.00	48,100,000.00
	14,901,730.70	1,803,491.31
	10,038,168.87	1,470,000.00
	58,739,899.57	51,373,491.31
	322,500,100.43	22,493,877.15
	-21,532,257.27	1,556,875.94
	545,939,759.59	-59,585,779.54
	32,459,731.02	92,045,510.56
	578,399,490.61	32,459,731.02

"

"

2020								
	52,500,000.00	32,109,468.51	1,059,694.25	44,833,712.22	381,572,064.10	512,074,939.08	5,335,538.40	517,410,477.48
	52,500,000.00	32,109,468.51	1,059,694.25	44,833,712.22	381,572,064.10	512,074,939.08	5,335,538.40	517,410,477.48

4															
								4,711,357.35		-18,711,357.35		-14,000,000.00			-14,000,000.00
1								4,711,357.35		-4,711,357.35					
2															
3										-14,000,000.00		-14,000,000.00			-14,000,000.00
4															
1															
2															
3															
4															
5															
6															
1															
2															
	70,000,000.00				353,163,242.19		-1,637,931.71	49,545,069.57		403,484,058.29		874,554,438.34	5,498,365.92		880,052,804.26

2020

7,500,280.65

-7,500,280.65

7,500,280.65

-7,500,280.65



2019						
	52,500,000.00	32,109,468.51	-59,346.04	37,334,281.57	331,546,034.24	453,430,438.28
				-850.00	-7,650.00	-8,500.00

₹23130'30'858

2												
3												
1												
2												
3												
4												
5												
6												
1												
2												
	52,500,000.00				32,109,468.51		-108,395.24		44,833,712.22	399,040,910.08		528,375,695.57

()

2011 4 25 361100210007871

" " 5,250.00

[2020]132 A 1,750.00

2020 2 12 913611007814526310

2020 8 7 “ ”

2020 12 31 7,000.00 7,000.00

52

52

2021 4 12

12

			(%)	(%)
			100.00	100.00
			100.00	100.00
			100.00	100.00
			90.00	90.00
			70.00	70.00
GALBYN KHUR LLC			70.00	70.00
			100.00	100.00
			100.00	100.00
			90.00	90.00
			100.00	100.00
			100.00	100.00

			100.00	100.00
--	--	--	--------	--------

3 0

1.

GALBYN KHUR LLC	

"

"

//

5

1

1

2

3

4

2

4

1

2

1

2

1

2

3

1

2

3

4

5

8 —

8 —

8

2

“ ”

10

(

)

()

1.

1

2

3

1

1

3.

1

1

2

2

4.

1

2

1

2


2

1

2

5.

6.



1
12
2

" G " d

3

4

5

2

1

2

3

4

5

6

3

è

4

13

10 6.

		12

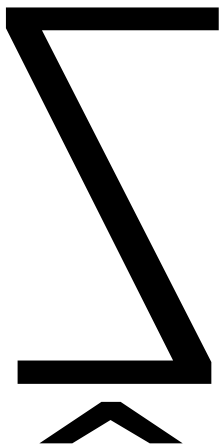
14

1.

2.

3.

2020
● ●



3.

4.

16

1.

1

5

2

2.

1

2

3.

1

22 —

2

22 —

3

22 —

4

5

22 —

4.

1
2
3
4
5

17

1

1

2

2

		20	5%	4.75%
		10	5%	9.50%
		3	5%	31.67%
		4	5%	23.75%
		5	5%	19.00%

3

1

2

3

4

5

18

1

2

19

1

1

20

1

1

2

1

2

2

1

22

1

1

2

	5	

23

24

1

2

3

25

1

2

2

3

4

5

1

6

3

4

26

--

- 1
- 1
- 2
- 3

27

1

1

2

3

2

FOB

CIF

1

2

3

4

5

3

1

" Ä "

2

3

4

28. / 40. / 45.

2

1

3

29

/

()

1

1

2

2

1

2

3

3

1

2

30

1

1

2

2

1

2

31

1

2017 7 5 14 - 2017 2017 22 2020 1 1		

--	--	--	--

	2019 12 31	2	3		2020 1 1
	4,334,035.49	-4,334,035.49		-4,334,035.49	
		3,882,394.43		3,882,394.43	3,882,394.43
		451,641.06		451,641.06	451,641.06

1

2

3

2020 12 31

		514,715,699.80	-514,715,699.80
()	514,333,965.89		514,333,965.89
	381,733.91		381,733.91

2020

	220,270,514.07	212,959,413.41	7,311,100.66
	34,725,400.82	42,036,501.48	-7,311,100.66

2

3 2020

	7,390,264.90	7,390,264.90	
	76,523,056.57	76,523,056.57	
	1,567,352.24	1,567,352.24	
	2,940,586.95	2,940,586.95	
	95,144,312.37	95,144,312.37	
	0.00		

	648,941.76	648,941.76	
	1,860,579.65	1,860,579.65	
	4,270,911.92	4,270,911.92	
	221,757,219.38	221,757,219.38	
	612,671,634.07	612,671,634.07	
	19,800,000.00	19,800,000.00	
	8,000,000.00	8,000,000.00	
	53,111,294.68	53,111,294.68	
	4,334,035.49	4,334,035.49	-4,334,035.49
		4,021,082.01	4,021,082.01
0			

		0.00	
	749,927.43	749,927.43	
	921,162.00	921,162.00	
	1,671,089.43	1,671,089.43	
	95,261,156.59	95,261,156.59	
	52,500,000.00	52,500,000.00	
	32,109,468.51	32,109,468.51	
	1,059,694.25	1,059,694.25	
	44,833,712.22	44,833,712.22	
	381,572,064.10	381,572,064.10	
	512,074,939.08	512,074,939.08	
	5,335,538.40	5,335,538.40	
	517,410,477.48	517,410,477.48	
	612,671,634.07	612,671,634.07	

	2019 12 31	2020 01 01	
--	------------	------------	--

	98,139,871.02	98,139,871.02	
	7,390,264.90	7,390,264.90	
	86,324,335.72	86,324,335.72	
	1,246,598.55	1,246,598.55	
	83,000,030.31	83,000,030.31	
	89,762,778.86	89,762,778.86	
	3,521,862.73	3,521,862.73	
	369,385,742.09	369,385,742.09	
	64,391,111.44	64,391,111.44	
	143,260,508.92	143,260,508.92	
	13,465,165.69	13,465,165.69	
	18,392,610.11	18,392,610.11	

	648,941.76	648,941.76	
	1,815,902.95	1,815,902.95	
	3,521,612.21	3,521,612.21	
	245,495,853.08	245,495,853.08	
	614,881,595.17	614,881,595.17	
	19,800,000.00	19,800,000.00	
	8,000,000.00	8,000,000.00	
	49,783,602.73	49,783,602.73	
	4,013,271.58		-4,013,271.58
		3,728,584.47	3,728,584.47
	2,000,507.94	2,000,507.94	
	260,820.34	260,820.34	
	1,000,000.00	1,000,000.00	
		284,687.11	284,687.11
	84,858,202.59	84,858,202.59	
	749,927.43	749,927.43	
	897,769.58	897,769.58	

	1,647,697.01	1,647,697.01	
	86,505,899.60	86,505,899.60	
	52,500,000.00	52,500,000.00	
	32,109,468.51	32,109,468.51	
	-108,395.24	-108,395.24	
	44,833,712.22	44,833,712.22	
	399,040,910.08	399,040,910.08	
	528,375,695.57	528,375,695.57	
	614,881,595.17	614,881,595.17	

4 2020

1

		13%
		5%
		15%
	70%	1.2% 12%


	15%
	30%

GALBYN KHUR LLC



10%
10%
10%

25%
25%
25%



	1,071,700.96	53,585.05	5.00%
	12,211,456.44		
	13,283,157.40	53,585.05	--

2

	14,682.10	53,585.05	14,682.10			53,585.05
	14,682.10	53,585.05	14,682.10			53,585.05

3

	40,591,435.82	
	40,591,435.82	

4

	500,000.00
	500,000.00

4

1

	1,427,100.00	1.31%	1,427,100.00	100.00%		1,686,443.40	2.03%	1,686,443.40	100.00%	
	107,153,565.2 5	98.69%	6,106,211.61	5.70%	101,047,353.6 4	81,252,094.72	97.97%	4,729,038.15	5.82%	76,523,056.57
	107,153,565.2 5	98.69%	6,106,211.61	5.70%	101,047,353.6 4	81,252,094.72	97.97%	4,729,038.15	5.82%	76,523,056.57
	108,580,665.2 5	100.00%	7,533,311.61		101,047,353.6 4	82,938,538.12	100.00%	6,415,481.55		76,523,056.57

1,427,100.00

		1,150,988.00	1,150,988.00	100.00%
		51,200.00	51,200.00	100.00%
		224,912.00	224,912.00	100.00%
		1,427,100.00	1,427,100.00	--

6,106,211.61

--	--	--	--

1

102,254,610.39

5,112,730.52

5.00%

1-2	4,027,564.66	402,756.47	10.00%
2-3	328,633.01	49,294.95	15.00%
4-5	3,318.80	1,991.28	60.00%
5	539,438.39	539,438.39	100.00%
	107,153,565.25	6,106,211.61	--

1	1	102,254,610.39
1	2	4,027,564.66

	45,904.98
--	-----------

4

	25,623,124.30	23.60%	1,281,156.22
	7,740,271.39	7.13%	425,017.89
	4,761,042.07	4.38%	238,052.10

2

		(%)		
Asian First Limited	109,629,247.05	38.51	2020	
Erdenet light LLC	76,091,511.30	26.73	2020	
	42,444,900.00	14.91	2017	2020
METRO SILVER				
INTERNATIONAL ASIA PACIFIC				

5	28,126.37
	1,704,787.90

4



29,812.00

29,812.00

1,620,984.49


866,853.7

1

1							
4.							
1.	116,645,592.91	34,826,388.74	4,078,175.45	2,420,062.02	22,660,419.14	180,630,638.26	
2.	112,809,123.-						

	91,462,996.01		91,462,996.01		
	2,088,495.60		2,088,495.60		
	377,358.49		377,358.49		
	1,283,937.40		1,283,937.40	3,146,349.59	3,146,349.59
	115,022,974.13		115,022,974.13	17,626,439.08	17,626,439.08

2



↓	26,000.00	7,766,046.55	11,950,784.18	5,867,795.03	■	13,849,035.70	20.59%	21%
	600.00	2,552,769.55				2,552,769.55	42.55%	45%
	659.00	4,161,273.39	17,032,950.88	5,466,137.89		3,408,381.38	51.72%	54

13

1

1.	21,054,549.87		2,316,485.68	23,371,035.55
2.	18,600,865.90		1,948,134.31	20,549,000.21
1	18,355,876.70		1,951,962.26	20,307,838.96
2				
3	365,739.36			365,739.36
4	-120,750.16		-3,827.95	-124,578.11
3.				
1				
4.	39,655,415.77		4,264,619.99	43,920,035.76

1.	35,840,275.02			2,894,985.87	38,735,260.89
2.	17,960,494.03			1,585,420.45	19,545,914.48

14

	21,529,443.44	3,229,416.43	6,141,080.01	921,162.00
--	---------------	--------------	--------------	------------

3

	31,786,537.17	8,000,000.00
	31,786,537.17	8,000,000.00

0.00

19

	54,566,293.79	38,144,362.66
	2,612,196.69	7,317,368.74
	3,665,221.13	
	1,931,528.15	2,736,661.60
	1,439,729.05	1,640,272.03
	64,214,968.81	53,111,294.68

20

		4,334,035.49
		4,334,035.49

21

1	513,419,043.13	3,130,584.03
1 2	24,424.78	
2 3		

22

1

	209,211.60	66,024,256.79	62,404,571.95	3,828,896.44
-	22,255.70	455,642.15	465,226.49	12,671.36
	231,467.30	66,479,898.94	62,869,798.44	3,841,567.80

2

1	202,130.58	58,398,308.75	54,785,617.13	3,814,822.20
2	2,484.40	5,047,460.22	5,049,944.62	
3	7,081.02	1,299,676.85	1,292,683.63	14,074.24
	5,145.90	1,130,877.60	1,122,786.16	13,237.34
	1,582.78	65,502.65	66,400.91	684.52
	352.34	103,296.60	103,496.56	152.38
4		1,095,455.56	1,095,455.56	
5		164,322.06	164,322.06	
6				
7				
8		16,548.95	16,548.95	
	209,211.60	66,024,256.79	62,404,571.95	3,828,896.44

3

1	11,166.72	405,668.33	408,593.11	8,241.94

2

	10,066.49	
	10,066.49	

2

1

	3,728,327.86	3,986,200.68
	435,009.43	344,848.50
	4,163,337.29	4,331,049.18

2

1

Khishigbat	3,728,327.86	
	3,728,327.86	--

25

		1,000,000.00
		1,000,000.00

2014 12 16

100

3

2017 12 19

2017 12

18

3 2020 12 19

26



	400,000.00			133,333.32			266,666.68	
	300,000.00			300,000.00				
	749,927.43			483,260.75			266,666.68	

1 2009 10 21 “ 2009

” [2009]08 “ ”

650

2

[2019]21

[2019]6

2019

50

20

29

		+ -					
	52,500,000.00	17,500,000.00				17,500,000.00	70,000,000.00

[2020]132

A

17,500,000.00

70,000,000.00

70,000,000.00

[2020] 000040

360

[2020]132

	17,500,000.00	369,950,000.00	
31,396,226.32	338,553,773.68		17,500,000.00
	321,053,773.68	-	

31



‘ @ 6 @

32



	347,797,203.59	211,110,582.02	348,401,357.64	182,802,039.06
	20,350,791.45	9,159,932.05	808,093.39	726,481.21
	368,147,995.04	220,270,514.07	349,209,451.03	183,528,520.27

	2020	2019	
	368,147,995.04	349,209,451.03	

368,147,995.04

35

	791,872.26	1,119,065.77
	475,123.36	671,439.47
	1,063,857.60	992,419.96
	926,070.86	808,784.60
	18,565.38	18,844.00
	592,110.60	204,734.16
	316,748.92	446,996.86
	12,612.00	12,612.00
	587.82	
	4,197,548.80	4,274,896.82

36

--	--	--

10,952,224.96

8,543,956.83

713,940.21

1,098,220

808 U

585541.9

37

	20,932,220.80	15,738,462.48
	3,882,260.58	2,164,642.06
	117,910.36	341,508.03
	744,459.39	717,387.14
	4,778.65	18,519.61
	4,172,529.65	3,814,434.76
	935,436.65	603,042.65
	968,744.04	648,941.77
	61,633.64	75,382.74
	1,897,643.00	1,494,079.59
	187,387.17	18,893.84
	2,117,329.52	2,931,484.37
	1,441,598.64	1,980,459.65
	112,500.00	112,500.00
	1,275,285.46	1,405,294.56
	91,403.75	108,718.79
	211,168.42	206,454.75
	851,146.45	976,111.32
	1,742,417.53	2,292,794.42
	41,747,853.70	35,649,112.53

38

	9,766,357.64	7,936,955.83
	1,370,817.04	740,411.83
	1,910,837.15	973,075.50
	856,200.91	977,279.90
	439,478.47	191,564.31
	765,602.74	78,004.81
	259,202.93	239,553.89



15,368,496.88

Large, stylized, overlapping black text at the bottom of the page, including characters like 'A', 'B', 'R', 'C', and a tilde symbol (~).

	496,000.00	521,400.00	
	10,000.00		
	483,260.75	532,583.64	
	30,756,501.46	5,212,394.01	

41

	784,881.48	772,325.81
	3,036,136.89	
	3,821,018.37	772,325.81

	-35,352.21	-106,781.14
	-35,352.21	-106,781.14

44

	-4,905.09	-9,048.00

45

	41,275.80	37,221.45	41,275.80
	19,229.93	4,800.00	19,229.93
	22.88		22.88
	60,528.61	42,021.45	60,528.61

46

		56,189.22	
		30.00	
		9,901.70	
		-417,834.98	
	1,475.20		
	1,475.20	-351,714.06	

47

1

	7,532,440.86	12,909,549.26
	1,697,540.57	1,254,311.06
	9,229,981.43	14,163,860.32

2

	50,605,478.21
/	7,590,821.58
	-1,401,359.37
	154,325.21
	-117,732.22
	1,845,117.99
	2,639,689.21

	-1,480,880.97
	9,229,981.43

48

31

49

1

	30,273,240.71	5,279,810.37
	34,228,096.16	7,214,458.92
	4,169,204.73	1,001,120.57
	5,360,739.50	3,068,315.26
	74,031,281.10	16,563,705.12

2

	23,767,029.50	27,013,666.86
	16,180,226.90	14,625,664.66
	343,479.70	177,009.60
	1,475.20	44,357.97
		65,680,140.00
	4,869,953.31	3,316,734.37
	45,162,164.61	110,857,573.46

3

		1,581,828.00
		40,067,368.46

		41,649,196.46
--	--	---------------

4

	9,038,168.87	1,470,000.00
	1,000,000.00	
	10,038,168.87	1,470,000.00

50

1

1	--	--
	41,375,496.77	69,550,504.61
	1,207,318.99	-1,382,037.18
	20,326,913.60	18,796,858.18
	1,373,192.02	794,318.80
	1,000,172.60	648,941.77
" "	4,905.09	9,048.00
"		

" "		
" "	630,552,086.02	-144,290,975.77
	-37,513,871.26	57,115,895.25
	354,055,792.06	36,271,876.36
2	--	--
3	--	--
	689,394,817.62	136,957,214.92
	136,957,214.92	101,980,838.44
	552,437,602.70	34,976,376.48

	77,297.94	5.0163	387,749.65
	40,058.90	4.9314	197,546.46
WE	1,408.69	1.8025	2,539.11
	961,861,177.26	0.0023	2,198,690.59
	44,927.82	0.3280	14,737,320.00
	35,229,983.00	0.0092	323,535.70
	--	--	26,093,810.30
	2,924,029.89	6.5249	19,079,002.62
	БҮЭ		
	3,068,767,915.19	0.0023	7,014,807.68
	--	--	

2

1 AUSTRALIA NAIPU MINING MACHINERY PTY LTD

10

2 NAIPU MINING MACHINERY MONGOLIA LLC()

19,885

3 NAIPU PERU MINERIA MAQUINARIA S.A.C ()

10

4 NATIONAL MINING MACHINERY LLC()

790,500

5 NAIPU MINING MACHINERY INTERNATIONAL PTE.LTD.(

) 500

6 NAIPU MAQUINARIA PARA LA MINERIA.()

100]

)

8

G BY

26

ç

,

ç

ç

--	
--	
--	
--	
	1,703,144.46
	1,703,167.34
/	22.88

2020 2

0.70

4

2

3

1

1



100.00%

100.00%

100.00%

90.00%

100.00%

70.00%

100.00%

,

()

GDP

66@

		1,000,000.00		1,000,000.00
		86,242,343.86		86,242,343.86
		86,242,343.86		86,242,343.86

1.

1

2 2020 12 31

	462,814,150.31	2,198,690.59	197,546.46	323,535.70	496,616.25	466,030,539.31
	17,683,012.15					17,683,012.15
	19,079,002.62	7,014,807.68				26,093,810.30
	29,003.18	74,020.25			92,399.06	195,422.49
	499,605,168.26	9,287,518.52	197,546.46	323,535.70	589,015.31	510,002,784.25
	3,794,490.47	252,230.69		4,764.29	10,588.57	4,062,074.02
	3,889,445.78	151,193.15			9,339.00	4,049,977.93
	7,683,936.25	403,423.84	--	4,764.29	19,927.57	8,112,051.95

:

	165,650,537.06	5,130,931.69	66,910.62	33,775.84	705,972.13	171,588,127.34
	9,929,009.96	5,405,236.16		198,979.02	28,509.38	15,561,734.52
	21,717.47	83,440.19		18,328.86	76,197.45	199,683.97
	175,601,264.49	10,619,608.04	66,910.62	251,083.72	810,678.96	187,349,545.83
	46,507,581.12	49,491.51		58,904.19	11,890.81	46,627,867.63
	4,040,942.87				29,285.97	4,070,228.84
	50,548,523.99	49,491.51	--	58,904.19	41,176.78	50,698,096.47

3

2020 12 31

10%

50,189,073.23 2019 13,665,144.94)

2.

1

2 2020 12 31

1

	--	--	--	--
			37,683,012.15	37,683,012.15
1.			37,683,012.15	37,683,012.15
1			37,683,012.15	37,683,012.15
2				
3				
2.				

3

4

1



	30,000,000.00	2020 05 28	2021 05 25	
	320,000,000.00			

1 2018 12 13

1

2020 12 31

0

2 2019 6 3

1,000.00

2020

12 31

3 2019 11 14

2019

230265

8,000.00

2020 12 31

1,000.00

2,900,284.05

18,924,063.40

6,294,440.00

4 2020 7 23

2020

230147

10,000.00

2020 12 31

6,357,511.63

31,786,537.17

1,398,660.40

4,662,201.29

5 2020 5 28

3,000.00

2020 12 31

1,000.00

3

	3,412,347.74	2,966,489.25

6

1

		2,087,583.18	104,379.16	2,387,591.40	119,379.57
		197,124.56	19,712.46	397,124.56	19,856.23

2

		11,657.79	11,657.79

1

2

3

4

1

2019 12 24

(Erdenet Mining Corporation)

“ 600 4 ”

125,888,800.00

6,294,440.00

2020 12

31

75,533,280.00

60%

2020 12 31

2

1

2020 12 31	3,071,562.60	20,073,350.15	1,845,620.40
6,470,578.60	3,370.00	5,072,450.85	

2020 12 31

2

1

1

2021 4 12 7 8 9 10 11 12

\$

40,000.00

100.00

2020

2



4,900,000

1

1

2020 6 17

	237,334,700.00	1,900.68	
10,015.385	1,220.295	3,811.775	290.515
3,461.82	3,033.00	2021 12	
2020 12 31	80%	189,867,760.00	
	30%		
50%			
		20	134,797.43
39,901.54			
		275.65	

2

2020 8 5

		12	7	5
2	3	2		276

1

1

	1,427,100.00	1.14%	1,427,100.00	100.00%		1,686,443.40	1.81%	1,686,443.40	100.00%		
	124,227,583.12	98.86%	6,888,743.53	5.55%	117,338,839.59	91,494,315.96	98.19%	5,169,980.24	5.65%	86,324,335.72	
	67,903,396.24	54.04%	4,072,534.19	6.00%	63,830,862.05	47,655,910.24	51.14%	2,978,059.95	6.25%	44,677,850.29	
	56,324,186.88	44.82%	2,816,209.34	5.00%	53,507,977.54	43,838,405.72	47.05%	2,191,920.29	5.00%	41,646,485.43	
	125,654,683.12	100.00%	8,315,843.53		117,338,839.59	93,180,759.36	100.00%	6,856,423.64		86,324,335.72	

1,427,100.00

		1,150,988.00	1,150,988.00	100.00%	
		51,200.00	51,200.00	100.00%	
		224,912.00	224,912.00	100.00%	
		1,427,100.00	1,427,100.00	--	--

4,072,534.19

1		63,079,356.08	3,153,967.80	5.00%	
1-2		4,027,564.66	402,756.47	10.00%	
2-3		328,633.01	49,294.95	15.00%	
4-5		3,318.80	1,991.28	60.00%	
5		464,523.69	464,523.69	100.00%	
		67,903,396.24	4,072,534.19	--	

2,816,209.34

	25,838,083.69	20.56%	1,291,904.18
	25,389,252.47	20.21%	1,269,462.62
	7,740,271.39	6.16%	425,017.89
	4,761,042.07	3.79%	238,052.10
	4,398,071.59	3.50%	219,903.58
	68,126,721.21	54.22%	

2

	102,247,759.75	83,000,030.31
	102,247,759.75	83,000,030.31

1

1

	996,088.44	1,555,408.46
	152,243.38	1,343,181.71
	106,367,555.54	84,501,897.55
	134,667.53	
	107,650,554.89	87,400,487.72

2

	12	()	()	
2020	1 1	4,400,457.41		4,400,457.41
2020	1 1	—	—	—

--				
--				
--				
--				
	1,002,337.73			1,002,337.73
2020 12 31	5,402,795.14			5,402,795.14

1 1		25,658,956.58
1 2		46,350,543.04
2 3		24,157,152.03
3		11,483,903.24
3 4		6,164,229.64
4 5		1,308,358.60
5		4,011,315.00
		107,650,554.89

3

	175,362.53	-90,945.17				84,417.36
	4,225,094.88	1,093,282.90				5,318,377.78



573,360.00

573,360.00

615,720.00

615,720.00

	7,421,964.69			1,001,729.03	-508,374.75	7,915,318.97
	8,254,611.77			784,881.48	-508,374.75	8,524,473.03

2020年12月31日

5

	784,881.48	772,325.81
	2,790,654.18	

	3,036,136.89	
	259,343.40	
	59,053.41	
	3,605.98	
	5,041,165.12	
	-320.58	
	29,068,891.51	--

1 —

1 —

2

		/	/
	5.04%	0.61	0.61
	1.43%	0.17	0.17

3

1

	40,623,351.55	69,409,111.97	874,554,438.34	512,074,939.

第十三节 备查文件目录

1、载有公司法定代表人、主管会计工作负责人、公司会计机构负责人（会计主管人员）签名并盖章的财务

111

